



Math + Music Work Sheets

Student Name: _____ Date: _____
Class: _____





Music and numbers go together.
We can use numbers to express how many "beats" or "counts" are needed to sing or play a note.





The "quarter note"  is equal to one (1) beat.

Sing and clap on each quarter note.

1 = 

Sing: TA _____ TA _____ TA _____ TA _____

Clap:    

Put a check after you have completed the following:

1. I sang the four quarter notes. _____
2. I clapped out the four quarter notes. _____
3. I sang and clapped the four quarter notes at the same time. _____

Today my work was


great _____ good _____ could be better _____

quarter note work sheet


Math + Music Work Sheets

Student Name: _____ Date: _____





Class: _____

The "half note"  equals two (2) beats. That means the half note is sung twice as long as the quarter note.

Sing each half note for two beats. Clap twice for each half note.

2 = 

Sing: TA _____ TA _____

Clap:    

Put a check after you have completed the following:

1. I sang the two half notes. _____
2. I counted out the two half notes. _____
3. I sang and clapped out the two half notes at the same time. _____

Today my work was

great _____ good _____ could be better _____

Math + Music Work Sheets

Student Name: _____ Date: _____

Class: _____

Sing the two quarter notes and the half notes. Clap once for each quarter note and twice for the half note.

$$1 + 1 = \text{quarter note} + \text{quarter note} = \text{half note} = 2$$

Sing: TA _____ TA _____ TA _____



Put a check after you have completed the following:

1. I sang the two quarter notes and the half note. _____
2. I clapped out the two quarter notes and the half note. _____
3. I sang and clapped the two quarter notes and the half note at the same time. _____


Today my work was

great _____ good _____ could be better _____


Math + Music Work Sheets

Student Name: _____ Date: _____

Class: _____

The “dotted half note”  is equal to three (3) beats. That means the dotted half note is sung three times as long as the quarter note.

Sing each dotted half note for three beats. Clap three times for each dotted half note.

3 = 

Sing: TA _____ TA _____
 

Clap:      

Put a check after you have completed the following:

1. I sang the two dotted half notes. _____
2. I counted out the two dotted half notes. _____
3. I sang and clapped out the two dotted half notes at the same time. _____

Today my work was

great _____ good _____ could be better _____

Math + Music Work Sheets







Student Name: _____ Date: _____

Class: _____

Sing the three quarter notes and the dotted half note.

$$1 + 1 + 1 = \text{quarter note} + \text{quarter note} + \text{quarter note} = \text{dotted half note} = 3$$

Sing: TA _____ TA _____ TA _____ TA _____

Clap:      

Put a check after you have completed the following:

1. I sang the three quarter notes and the dotted half note. _____
2. I clapped out the three quarter notes and the dotted half note. _____
3. I sang and clapped the three quarter notes and the dotted half note at the same time. _____

Today my work was

great _____ good _____ could be better _____

Math + Music Work Sheets







Student Name: _____ Date: _____

Class: _____

Sing the half note, quarter note and the dotted half note.

$$2 + 1 = \text{half note} + \text{quarter note} = \text{dotted half note} = 3$$

Sing: TA _____ TA _____ TA _____

Clap:      

Put a check after you have completed the following:

1. I sang the half note, quarter note and the dotted half note. _____
2. I clapped out the the half note, quarter note and the dotted half note. _____
3. I sang and clapped the half note, quarter note and the dotted half note at the same time. _____


Today my work was

great _____ good _____ could be better _____

Math + Music Work Sheets

Student Name: _____ Date: _____

Class: _____

The "whole note"  is equal to four (4) beats. That means the whole note is sung four times as long as the quarter note.

Sing each whole note for four beats. Clap four times for each whole note.

4 = 

Sing: **TA** _____ **TA** _____

Clap:        

Put a check after you have completed the following:

1. I sang the two whole notes. _____
2. I counted out the two whole notes. _____
3. I sang and clapped out the two whole notes at the same time. _____

Today my work was

great _____ good _____ could be better _____

Math + Music Work Sheets









Student Name: _____ Date: _____

Class: _____

Sing the four quarter notes and the whole note. Clap once for each quarter note and four times for the whole note.

$$1 + 1 + 1 + 1 = \text{quarter note} + \text{quarter note} + \text{quarter note} + \text{quarter note} = \text{whole note} = 4$$

Sing: TA _____ TA _____ TA _____ TA _____ TA _____

Clap:        

Put a check after you have completed the following:

1. I sang the four quarter notes and the whole note. _____
2. I clapped out the four quarter notes and the whole note. _____
3. I sang and clapped the four quarter notes and the whole note at the same time. _____

Today my work was

great _____ good _____ could be better _____

Math + Music Work Sheets

Student Name: _____ Date: _____

Class: _____

Sing the two half notes and the whole note. Clap twice for each half note and four times for the whole note.

$$2 + 2 = \text{half note} + \text{half note} = \text{whole note} = 4$$

Sing: TA _____ TA _____ TA _____



Clap:



Put a check after you have completed the following:

1. I sang the two half notes and the whole note. _____
2. I clapped out the the two half notes and the whole note. _____
3. I sang and clapped the two half notes and the whole note at the same time. _____

Today my work was

great _____ good _____ could be better _____

Math + Music Work Sheets









Student Name: _____ Date: _____

Class: _____

Sing the half note, two quarter notes and the whole note. Clap twice for the half note, once for each quarter note and four times for the whole note.

$$2 + 1 + 1 = \text{half note} + \text{quarter note} + \text{quarter note} = \text{whole note} = 4$$

Sing: TA _____ TA _____ TA _____ TA _____

Clap:        

Put a check after you have completed the following:

1. I sang the half note, two quarter notes and the whole note. _____
2. I clapped out the half note, two quarter notes and the whole note. _____
3. I sang and clapped the half note, two quarter notes and the whole note at the same time. _____

Today my work was

great _____ good _____ could be better _____

Math + Music Work Sheets









Student Name: _____ Date: _____

Class: _____

Sing the dotted half note, the quarter note and the whole note. Clap three times for the dotted half note, once for the quarter note and four times for the whole note.

$$3 + 1 = \text{dotted half note} + \text{quarter note} = \text{whole note} = 4$$

Sing: TA _____ TA _____ TA _____

Clap:        

Put a check after you have completed the following:

1. I sang the dotted half note, the quarter note and the whole note. _____
2. I clapped out the dotted half note, the quarter note and the whole note. _____
3. I sang and clapped the dotted half note, the quarter note and the whole note at the same time. _____

Today my work was

great _____ good _____ could be better _____